



**YOUR DIGITAL
CATARACT SURGERY
SUITE**

Driven by insatiable curiosity, the love of science and passion for vision, Cassini has been dedicated to pushing the boundaries on personalized, thorough and accurate ophthalmic solutions for well over a decade.

EASE-OF-USE

Reduced manual marking¹

SPEED

5 min 37 sec saved per case¹

ACCURACY

Lens alignment within 3 degrees¹

SAFETY

Encrypted, seamless data transfer


AGNOSTIC

DICOM and leading microscope compatible

INCREASED ROI

Extended microscope longevity, no lock-in

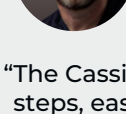
DIAGNOSTICS



cassini
AMBIENT

Gold standard diagnostics for cataract surgery with the Cassini Ambient as the front-end preoperative device identifying all relevant corneal measurements and registration data.

- Assesses ocular surface health
- Measures Total Corneal Astigmatism
- Topography with raytracing LED technology



"Cassini Ambient technology is historic and a better alternative for toric IOL planning. It paves the way for surgeons hesitant to implant premium lenses."

Douglas Koch, MD
TX, USA

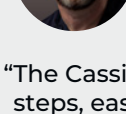
SURGICAL PLANNING



cassini
PLANNER

The user-friendly Surgical Planner is accessible remotely or in-office. Save time and improve your decisions with a seamless planning process that integrates all diagnostic data in one environment.

- Accessible from anywhere
- Seamless, secure data transfer from multiple diagnostics
- Efficient workflow with customizable surgical planning



"The Cassini Surgical Planner is operated with few steps, easy to use, streamlined and accessible from anywhere."

Trey Bishop, MD
SC, USA


FLACS INTEGRATION



cassini
FLACS


Cassini Ambient preoperative iris imaging and astigmatism diagnostics are used to automatically compensate for ocular cyclotorsion, head tilt and movement that might occur during docking.

- Automatic integration with CATALYS™, LENSAR® / ALLY™
- Reduces manual transcription errors, procedure time and costs
- Accurate placement of arcuate incisions and toric IOL alignment marks



"Iris registration technology with the femtosecond laser has made highly accurate automated cyclotorsion compensation possible. The iris registration maneuver allows for precise alignment of arcuate keratotomy incisions on the intended meridian, thereby significantly improving the predictability of the procedure."²

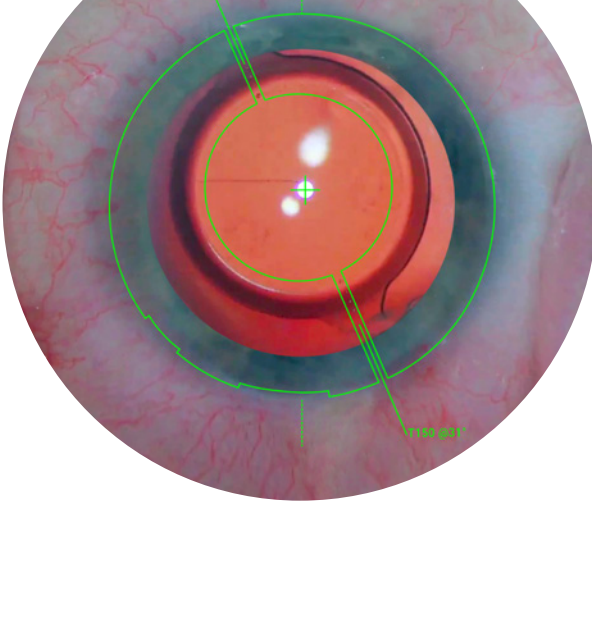
Denise M. Visco, MD, MBA
PA, USA



"We've tripled our toric lens volume since integrating the Cassini Ambient with our FLACS lasers. This technology gives us the ability to confidently recommend astigmatism management as part of the cataract procedure, and helps reduce transcription errors and increase accuracy and precision."

Wendell J. Scott, MD
MO, USA

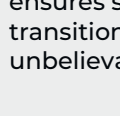
SURGICAL GUIDANCE



cassini
GUIDANCE

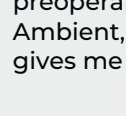
Cassini Guidance System is a digital cataract surgery solution available to all patients – creating an inclusive, efficient and safe environment. This innovative suite reduces manual marking and enhances your accuracy and precision while saving you time.

- DICOM and leading microscope compatible, no lock-in
- Minimizes manual ink marking
- Compliant digital Time-Out screen



"Cassini Connect registration is super-fast which ensures seamless workflow with no disruptions. The transition from planner to the operating room is unbelievably simple and time-saving!"

Dee Stephenson, MD
FL, USA



"The correlation of intraoperative aberrometry and preoperative information gathered by the Cassini Ambient, for the accurate placement of toric lenses, gives me a lot of comfort and confidence."

William Wiley, MD
OH, USA



¹ Cassini data on file – refer to: <https://cassini-technologies.com/references-and-disclaimer/>

² Denise M. Visco, MD, MBA, Raman Bedi, MD, Mark Packer, MD, FACS, CPI. Femtosecond laser-assisted arcuate keratotomy at the time of cataract surgery for the management of preexisting astigmatism. Journal of Cataract & Refractive Surgery, 2019; 45:1762-1769.